

# 4 Fundamental Issues in Multimedia Programming

## 4.1 Multimedia Programming in Context

## 4.2 History of Multimedia Programming

## 4.3 A Radically Alternative Approach: Squeak

Etoys

Video: Squeak in a School Project (Gravity)

Smalltalk: A Brief Introduction

## 4.4 The Programmers' Way: Multimedia Frameworks for Java

## 4.5 Trends and Visions

Literature:

Mark Guzdial, Kim Rose: Squeak - Open Personal Computing and Multimedia, Prentice-Hall 2002

# 4 Fundamental Issues in Multimedia Programming

## 4.1 Multimedia Programming in Context

## 4.2 History of Multimedia Programming

## 4.3 A Radically Alternative Approach: Squeak

Etoys

Video: Squeak in a School Project (Gravity)

Smalltalk: A Brief Introduction







## 4.4 The Programmers' Way: Multimedia Frameworks for Java

## 4.5 Trends and Visions

Literature:

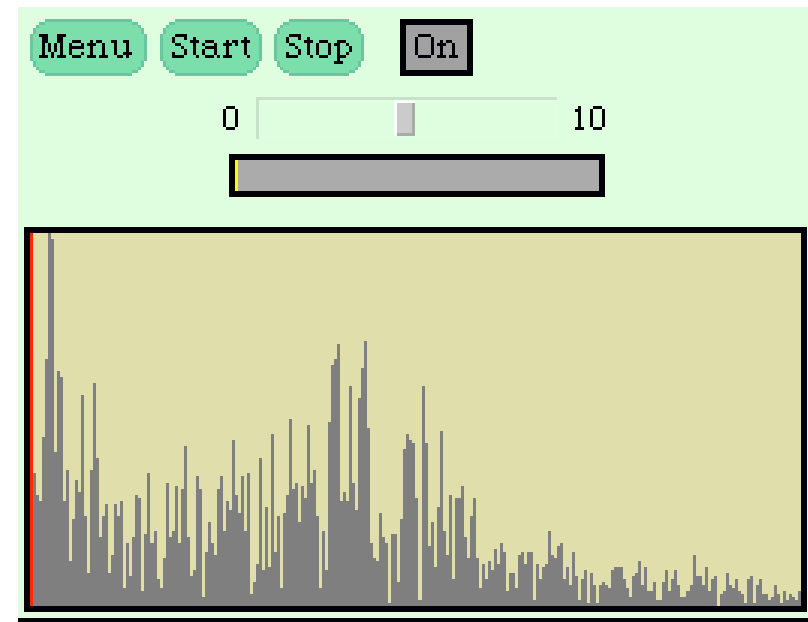
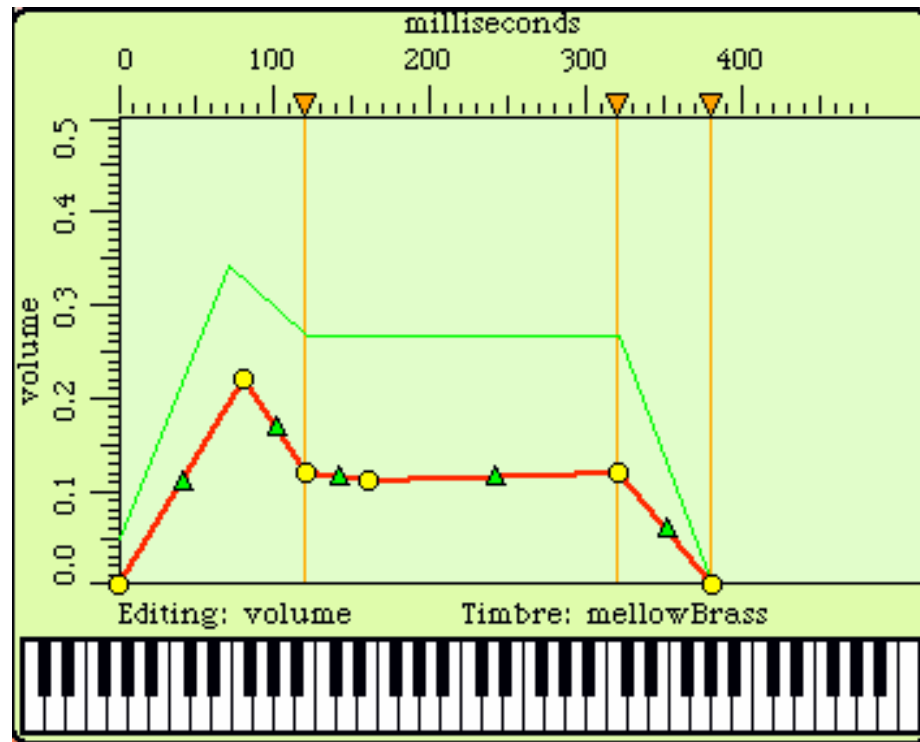
Mark Guzdial, Kim Rose: Squeak - Open Personal Computing and Multimedia, Prentice-Hall 2002

# Target Persons for Multimedia Programming Technology

Intended activities	Non-technical people	Experts
Passive consumption		
Design of complex systems		
Experimentation, learning		

# Squeak as an Experimentation Platform

- Example: Sound in Squeak

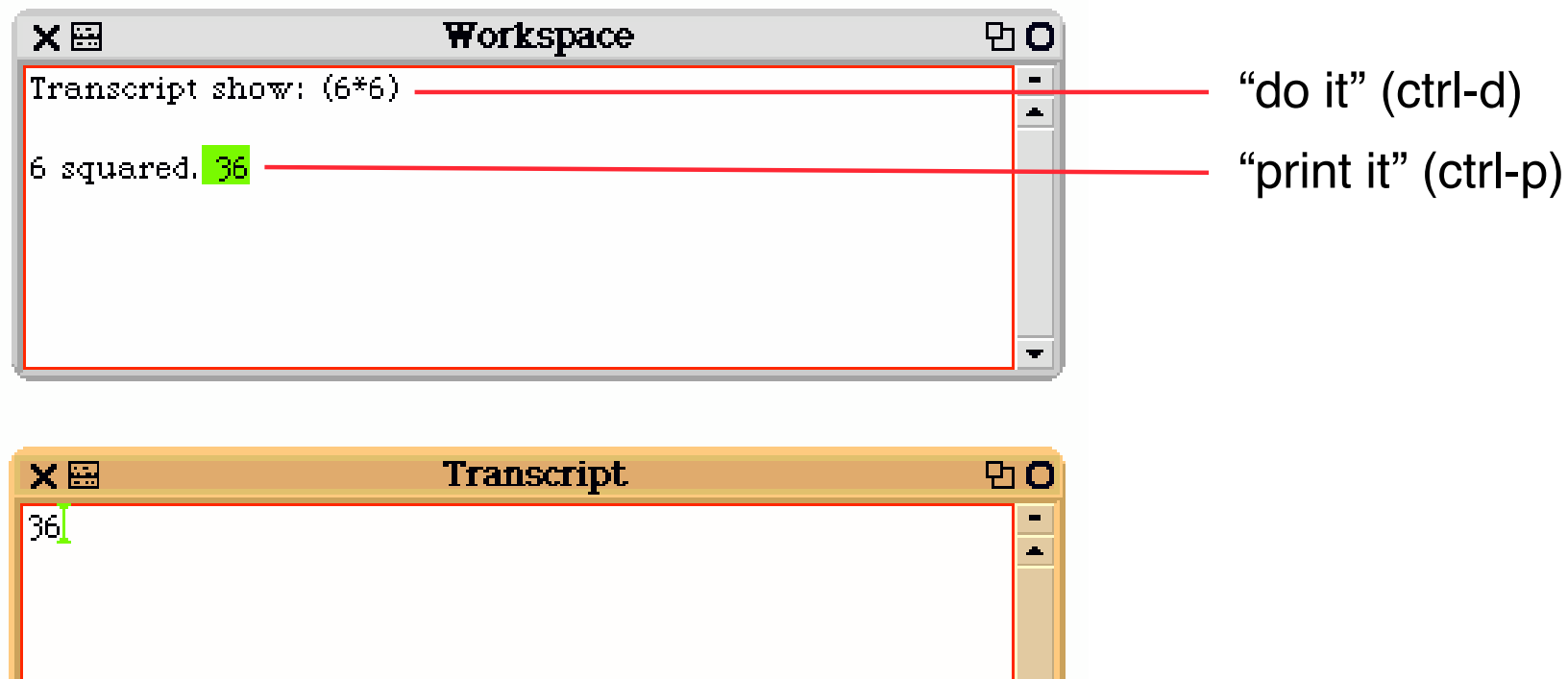


# Smalltalk Interpreter in Squeak

- Smalltalk:
  - The language of the first systems with a graphical user interface
- Smalltalk-80:
  - Standardized syntax for Smalltalk
- Smalltalk in Squeak:
  - Squeak system contains a full interpreter for Smalltalk-80 syntax
  - Squeak system is written in Squeak mostly (and cross-compiled to C)
    - » 95% of the system is in Squeak
  - Smalltalk is the serious programming language in Squeak
    - » Squeak scripting is just for kids...

# Smalltalk Programming is Open & Interactive

- Smalltalk programs are always ready for execution, even small parts of the code can be evaluated instantly
- The interpreter state is saved/loaded in an “image” file.
- The full code of the runtime system can be inspected at any time.



# Basic Rules of Smalltalk

- Every variable is an object.
  - There are no basic types which are not objects!
- Squeak code is always triggered by sending a message to an object.
- All methods return a value.
- There are three types of messages
  - Unary, e.g. `3 negated.`
  - Binary, e.g. `a + b.`
  - Keyword, e.g. `Transcript show: a.`
    - » `show` message with parameter `a` is sent to object `Transcript`
- All code is evaluated from left to right.
  - Unary messages first, then binary, then keyword messages
  - There are no operator precedence rules.
- Assignment evaluates right hand side and assigns the result to left hand side.

# Smalltalk Blocks

- `a := [2 + 3].`  
`a value.`

Result: 5

- `c := [:a :b | a + b].`  
`c value: 5 value: 7.`

Result: 12  
(a multiple-part message)

- `x := 3.`  
`y := 5.`  
`(x = y)`

`ifTrue: [Transcript show: 'equal']`

`ifFalse: [Transcript show: 'not equal'].`

Control flow realized by message passing mechanism



# Example: Playing Musical Notes in Smalltalk

```
instr := AbstractSound soundNamed: 'oboe1'.
note1 := instr soundForPitch: #c4 dur: 0.5 loudness: 0.4.
note2 := instr soundForPitch: #ef4 dur: 0.5 loudness: 0.4.
note3 := instr soundForPitch: #g4 dur: 0.5 loudness: 0.4.
(note1, note2, note3) play.
(note1 + note2 + note3) play.
```

```
song := AbstractSound noteSequenceOn: instr from: #(
    (c4 0.35 400)
    (c4 0.15 400)
    (d4 0.5 400)
    (c4 0.5 400)
    (f4 0.5 400)
    (e4 1.0 400)).
song play.
```

# 4 Fundamental Issues in Multimedia Programming

4.1 Multimedia Programming in Context

4.2 History of Multimedia Programming

4.3 A Radically Alternative Approach: Squeak

4.4 The Programmers' Way: Multimedia Frameworks for Java

Java 2D + Advanced Imaging

Java Sound

Java Media Framework

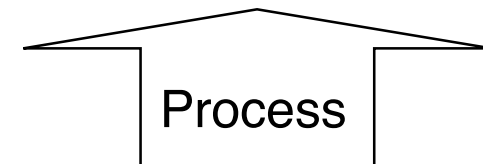
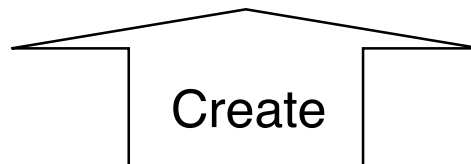
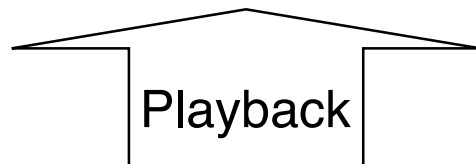
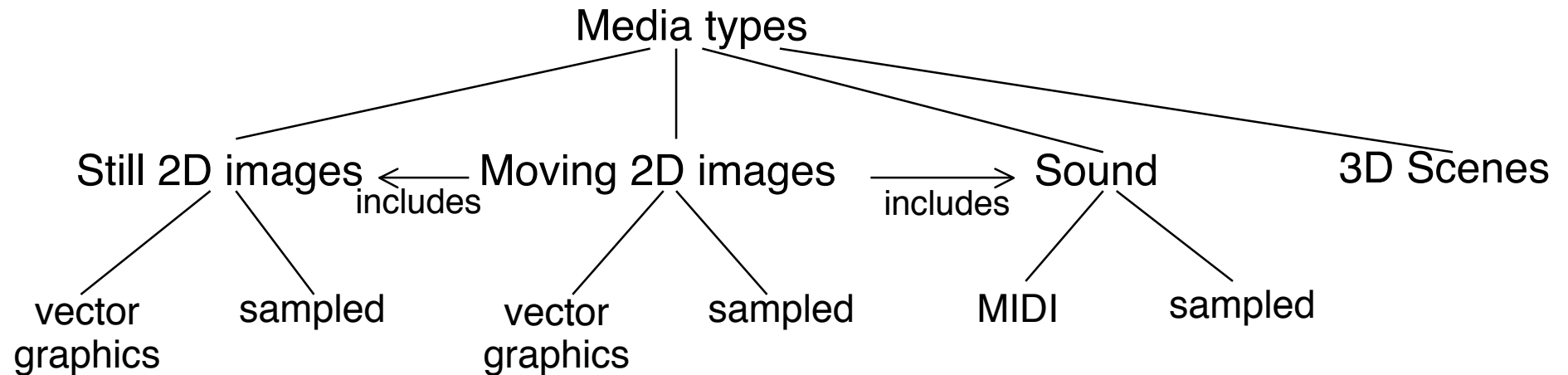
4.5 Trends and Visions

Literature:

J. Knudsen, Java 2D Graphics, O'Reilly 1999

<http://java.sun.com/products/java-media/2D/>

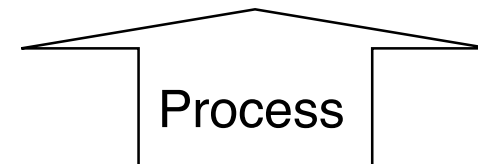

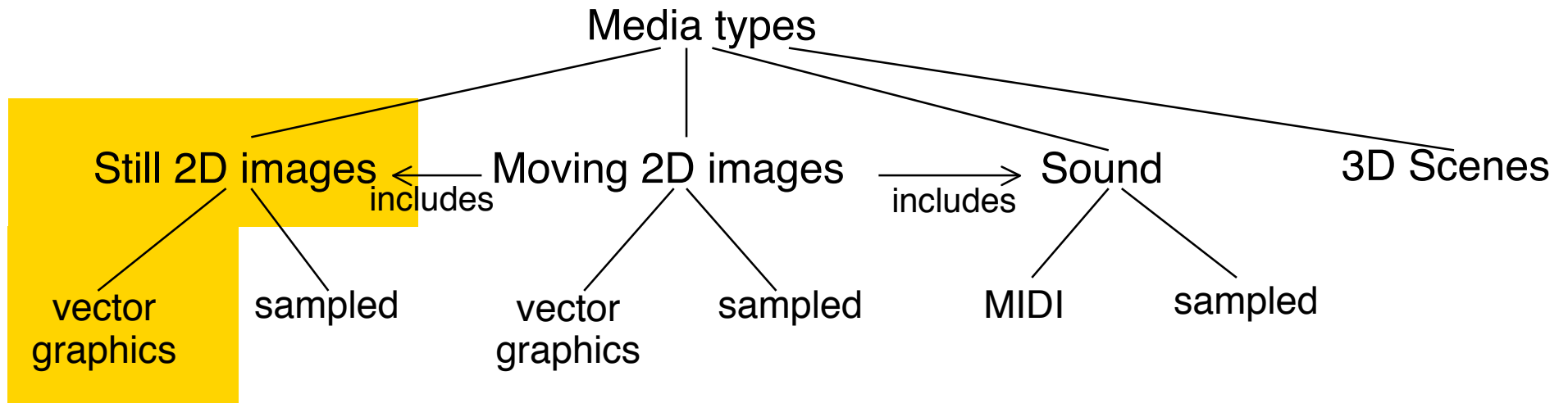
# Types of Multimedia Features for Programs



# Java Media APIs

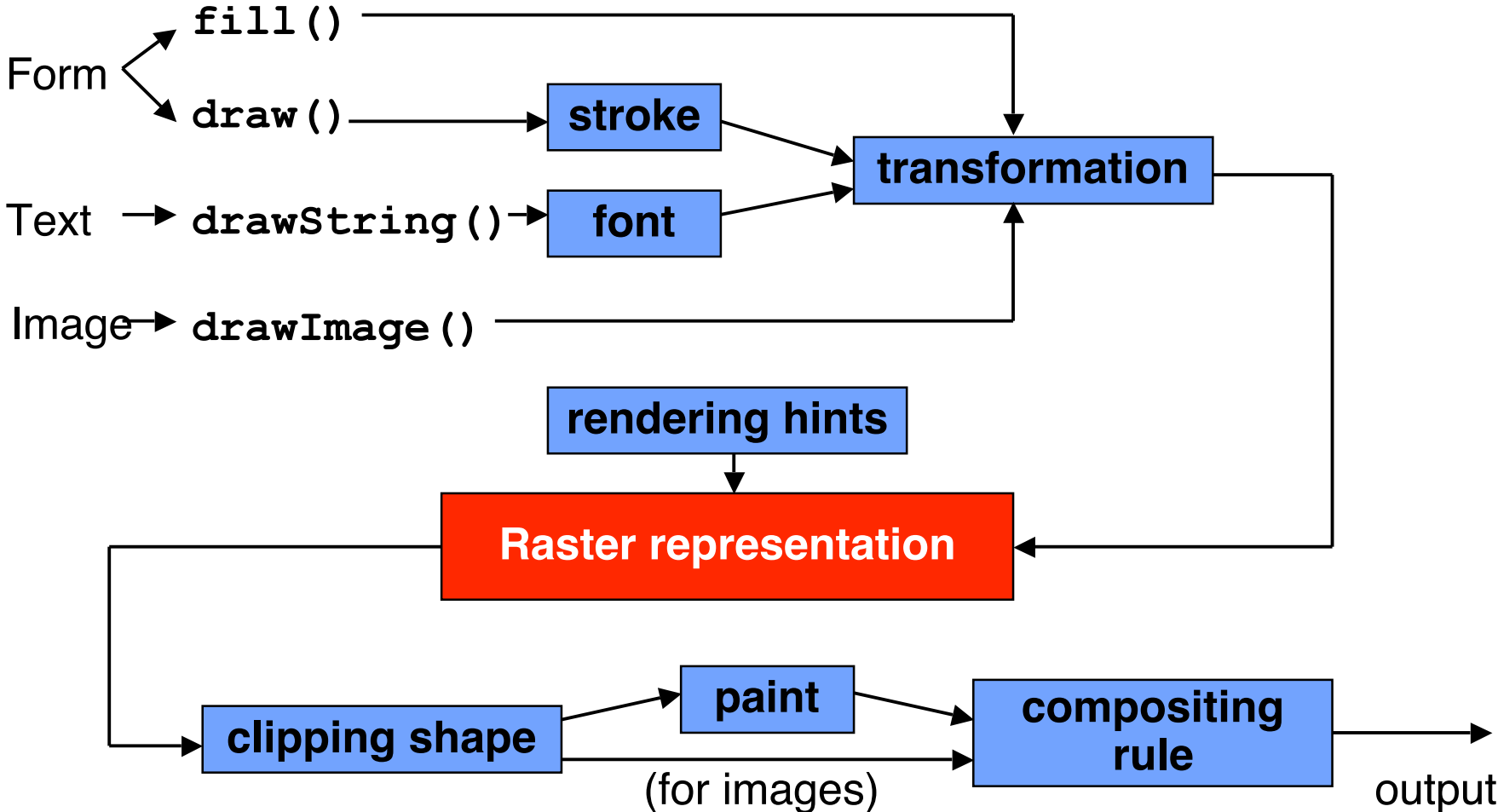
- Java was from its beginnings intended as a multimedia programming language:
  - “Oak”, Java’s predecessor:  
designed to control Set Top Boxes for Interactive TV
- Java Media APIs
  - Loose collection of APIs defined and maintained by Sun
  - Main APIs: Advanced Imaging (JAI), Java Media Framework (JMF), Java 3D
  - APIs which have become part of standard distribution: Java 2D, Java Sound
- Style rather heterogeneous
- Not all multimedia programming tasks covered
  - E.g. animation
  - “Unofficial” APIs and implementations try to fill the gap

# Vector Graphics Framework



Example: Java 2D

# Rendering-Pipeline, Example Java 2D



# Example: Drawing a Path

```
import java.awt.*;
import java.awt.event.*;
import java.awt.geom.*;

public class Path extends Frame {
    public static void main(String[] args) {
        new Path();
    }

    public Path() {
        setSize(500, 400); setLocation(200, 200); setVisible(true); ...
    }

    public void paint(Graphics g) {
        Graphics2D g2 = (Graphics2D)g;

        GeneralPath p = new GeneralPath();
        p.moveTo(50, 50);
        p.lineTo(70, 44);
        p.curveTo(100, 10, 140, 80, 160, 80);
        p.lineTo(190, 40);
        p.lineTo(200, 56);
        p.quadTo(100, 150, 70, 60);
        p.closePath();
        g2.draw(p);
    }
}
```

Java2D

Arcs\_Curves

Clipping

Colors

Composite

Fonts

Images

Lines

Mix

Paint

Paths



Arc2D.CHORD



Arc2D.OPEN



Arc2D.PIE




Draw Choice

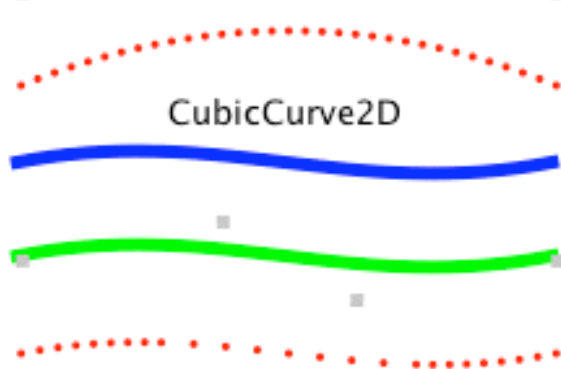
Fill Choice



QuadCurve2D



CubicCurve2D



### Global Controls


- Anti-Aliasing
- Rendering Quality
- Texture
- AlphaComposite

Auto Screen

- Tools

Anim delay = 30 ms

### Texture Chooser

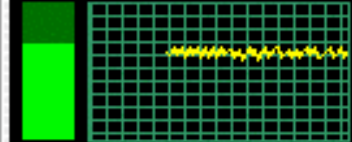


Java2DJava2I

Java2DJava2I

### Memory Monitor

17808K allocated



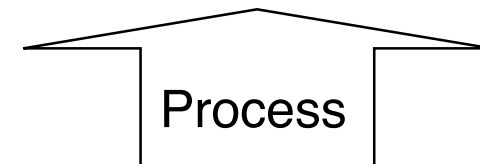

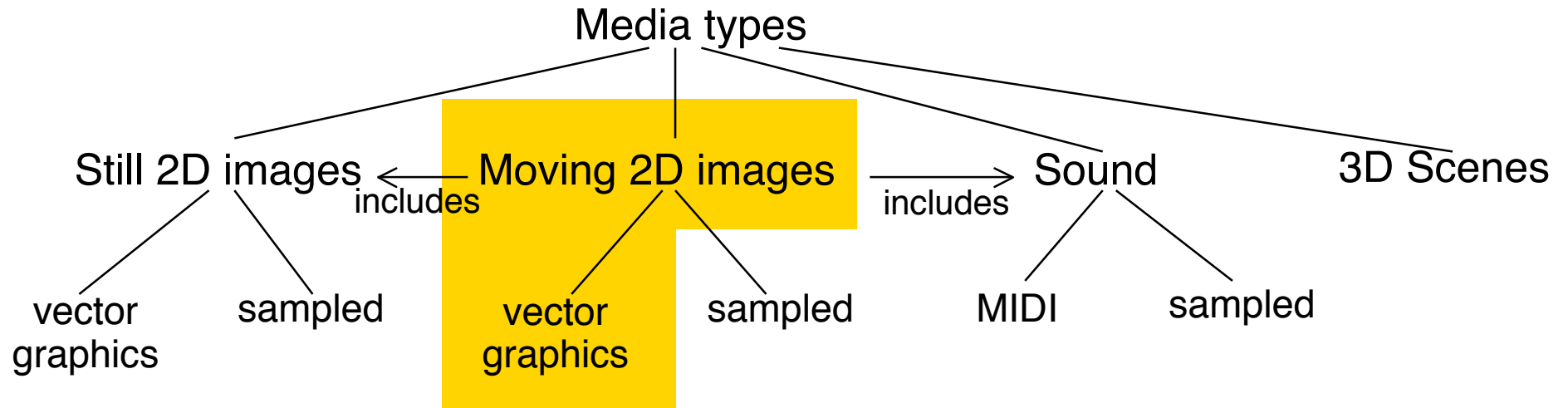
11931K used

### Performance

Arcs 29.2 fps  
BezierAnim 30.0 fps  
Curves 32 ms  
Ellipses 29.2 fps



# Vector Animation Framework



Examples (**Non-official, not widespread!**):

JGoodies ([www.jgoodies.com](http://www.jgoodies.com))

SceneBeans (<http://www-dse.doc.ic.ac.uk/Software/SceneBeans>)

# How to Design a Vector Animation Framework?

- Key concepts needed:
  - Clock for time-dependent change
  - Hooks on 2D graphical objects to change parameters
    - » Location, orientation, size, colour etc.
- Disadvantage of Java 2D against Smalltalk, Flash:
  - No built-in objects with graphical properties (e.g. color, line thickness)
  - Instead drawing tools to be modified (more procedural approach):

```
g2.setPaint(Color.red) ,  
g2.fill(p) ;
```
- Some design ideas:
  - Interfaces for animation (e.g. in JGoodies)
    - » Using event listener mechanism
  - Scene graphs (e.g. in SceneBeans)

# JGoodies Example (1)

```
private Animation createAnimation() {
    Animation welcome =
        BasicTextAnimation.defaultFade(
            label1, ← Location in layout
            2500, ← Duration
            "Welcome To",
            Color.darkGray);

    Animation theJGoodiesAnimation =
        BasicTextAnimation.defaultFade(
            label1,
            3000,
            "The JGoodies Animation",
            Color.darkGray);

    Animation description =
        BasicTextAnimations.defaultFade(
            label1,
            label2,
            2000,
            -100,
            "An open source framework|" +
            "for time-based|real-time animations|in Java.",
            Color.darkGray); ... } ... }
```

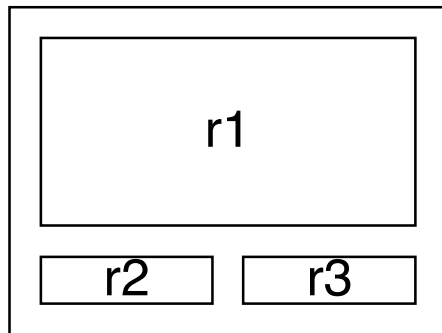
## JGoodies Example (2)

```
Animation all =
    Animations.sequential(new Animation[] {
        Animations.pause(1000),
        welcome,
        Animations.pause(1000),
        theJGoodiesAnimation,
        Animations.pause(1000),
        description,
        Animations.pause(1000),
        features,
        Animations.pause(1000),
        featureList,
        Animations.pause(1500),
    });
```

# Concepts for Time-Based Animation: SMIL

- E.g. the JGoodies framework clearly relates itself to the ideas of SMIL
- SMIL = Synchronized Multimedia Integration Language
  - XML application
  - Standardized by W3C
  - Not widespread but re-used in many other standards (e.g. MPEG-4)
- Idea:

Layout:



Body:

Contents (here text) appearing over time

Expression with concurrency operators (sequential, parallel)

# SMIL Example

```
<smil xmlns="http://www.w3.org/2001/SMIL20/Language">
  <head>
    <layout>
      <root-layout width="356" height="356"/>
      <region id="img_region" width="256" height="256"
        left="50" top="50"/>
    </layout>
    <transition id="img_wipe" type="barWipe" dur="3s"/>
  </head>
  <body>
    <par>
      <seq>
        
        
        ...
      </seq>
      <audio src="....mp3" end="32s"/>
    </par>
  </body>
</smil>
```

# Sub-Types of Vector Graphics Animation

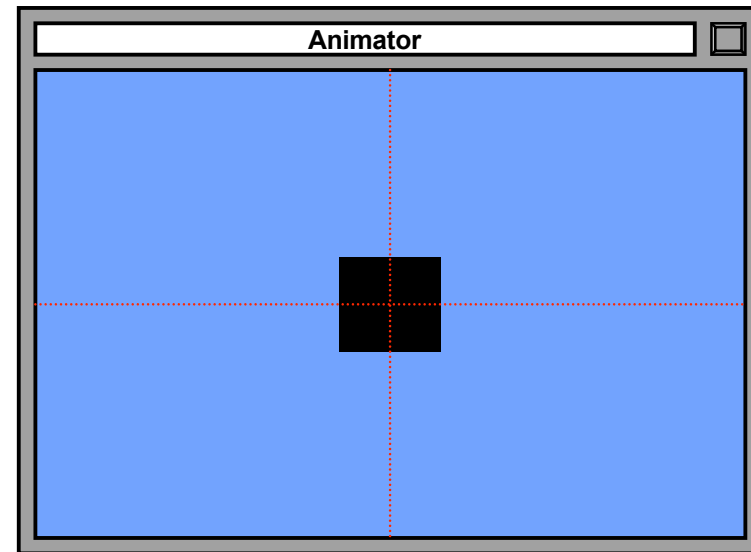
- Layout-bound animation:
  - Similar to the SMIL concepts
  - Basic layout of display regions determined statically
  - Used e.g. in SMIL, JGoodies, ...
- Layout-free animation:
  - Freely moving animated objects
- (As always) the border is not fully clear:
  - Objects in layout-bound animation may move away from their start positions



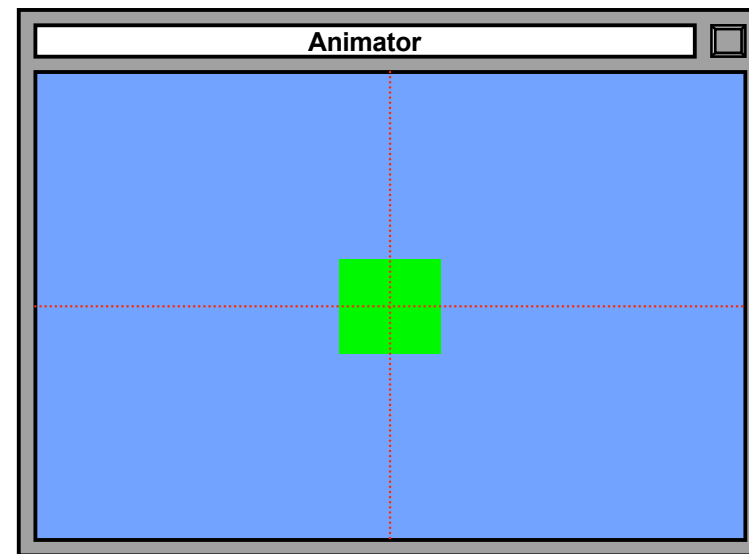
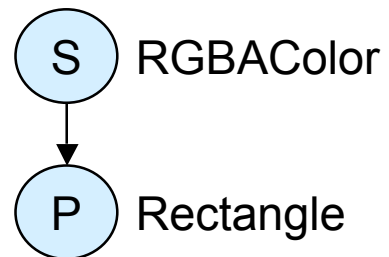


# Example: Spinning Square

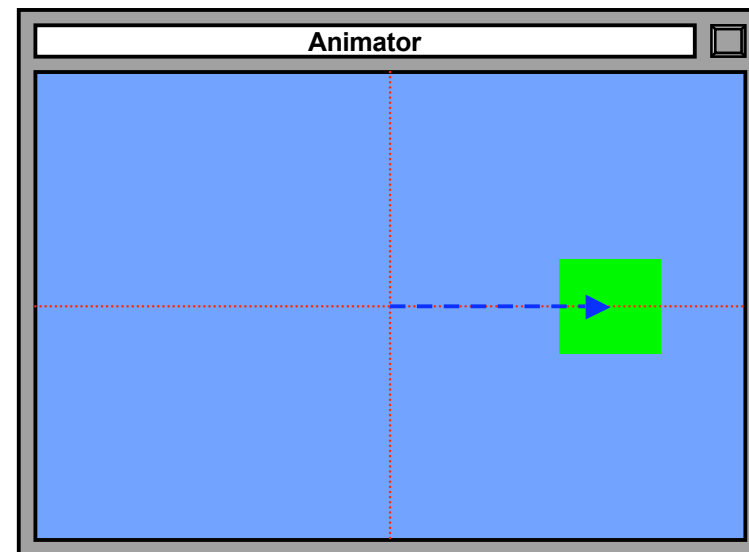
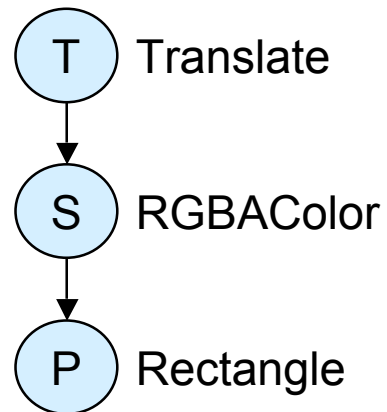
P Rectangle



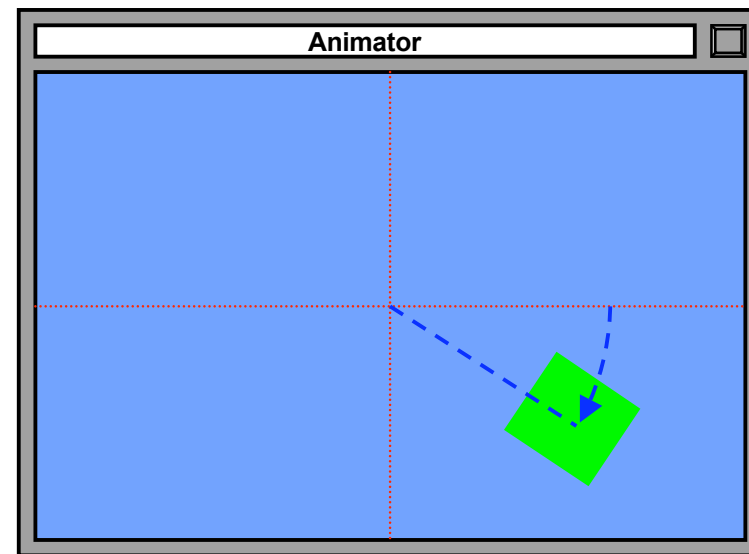
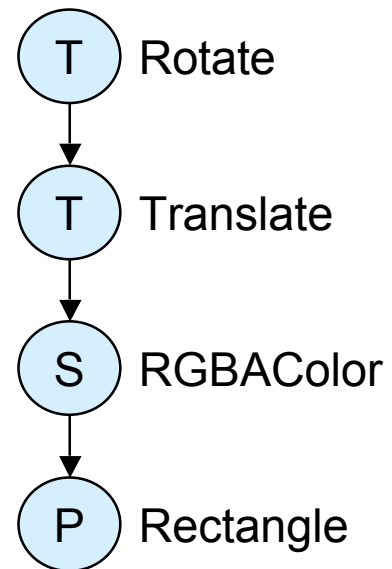
# Example: Spinning Square



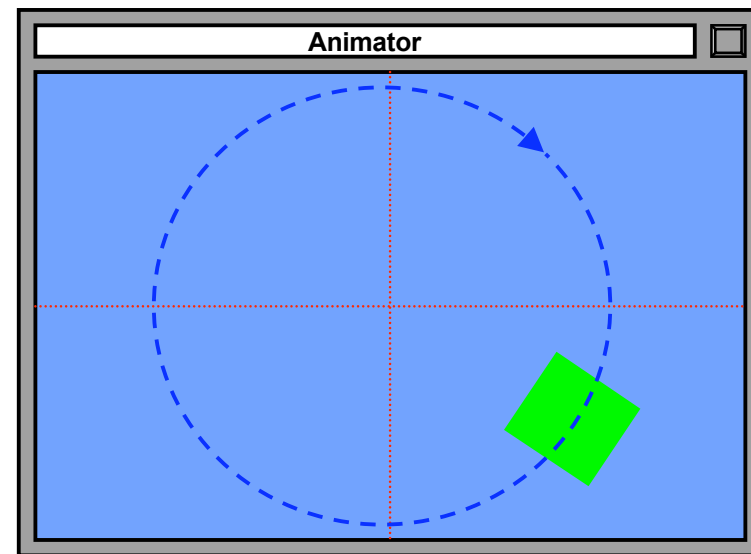
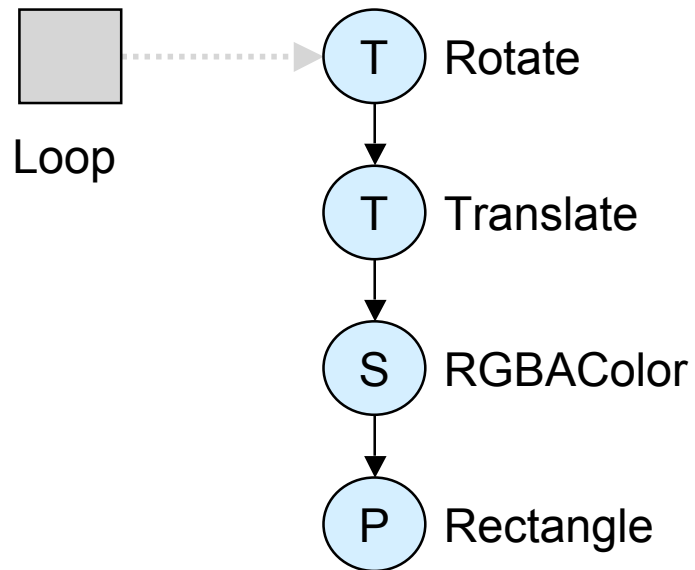
# Example: Spinning Square



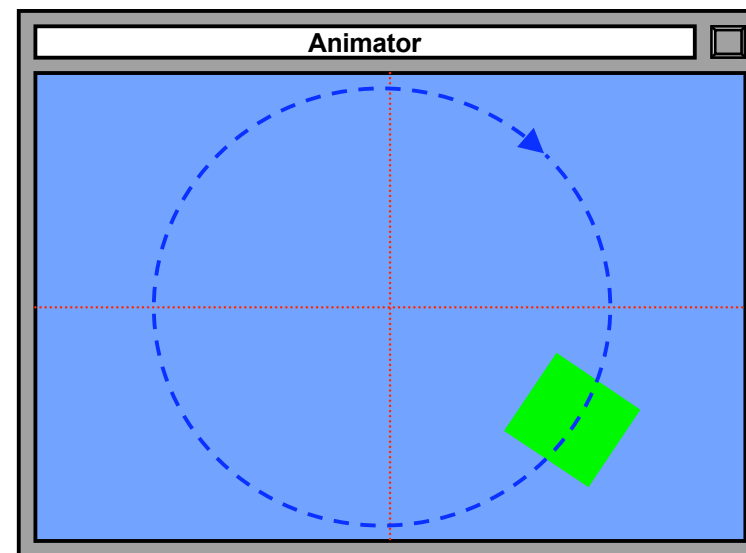
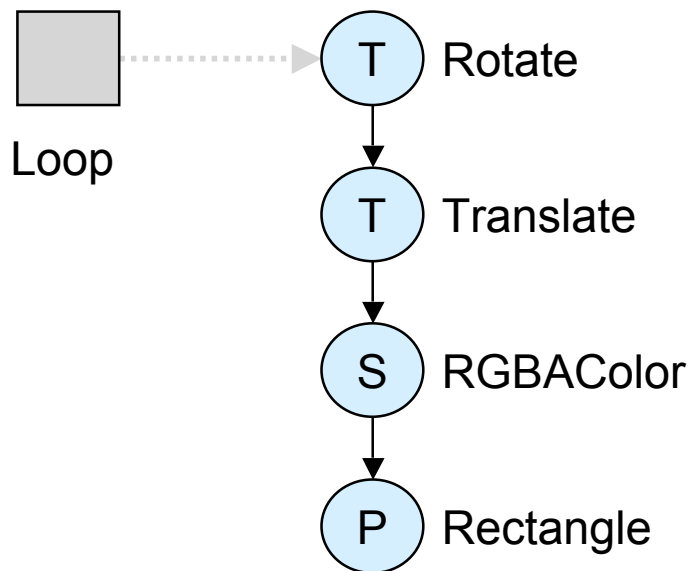
# Example: Spinning Square



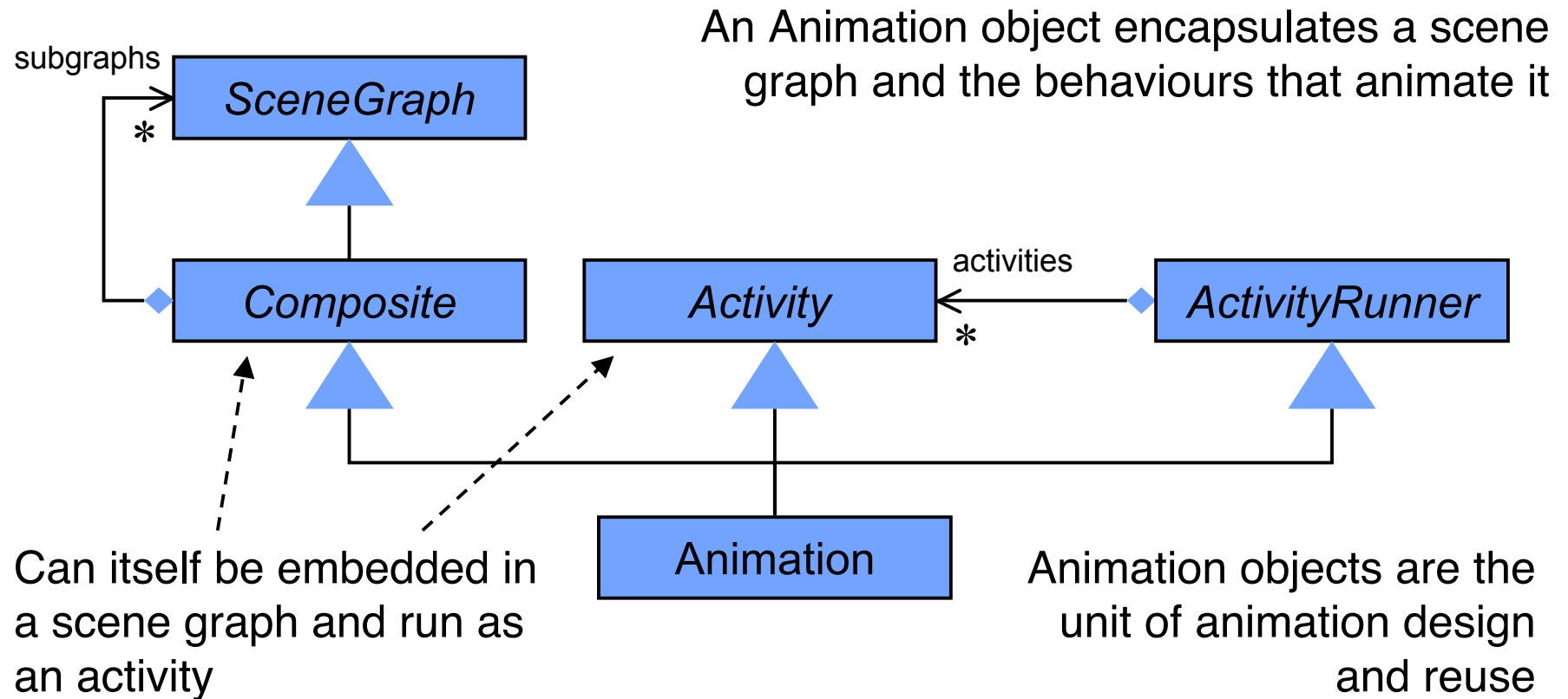
# Example: Spinning Square



# Example: Spinning Square



# Composable Animations



# XML File Format

- It's not practical to create animations by programming Java
  - Non-programmers are not able to create animations
  - Frustrating edit/compile/debug cycle while fine-tuning animation parameters
- Therefore SceneBeans defines a file format for loading animations
  - based on XML
- XML document is used as a “wiring language”
  - Defines configuration of scene graph and behaviour beans
  - Beans dynamically loaded on demand
  - Animations not limited to fixed set of beans
- XML Processing instructions are used to introduce new packages of beans
  - Can load beans across the network - useful if animation is in an applet