

Tutorial: Advanced Topics in HCI (Mensch-Maschine-Interaktion II)

Sebastian Boring, Richard Atterer, Andreas Butz
Media Informatics Group
Ludwig-Maximilians-Universität
Munich, Germany



Organizational Issues

- Groups of 4 participants
- 2 tutorial classes:
 - Class 1: Monday, 12:00 p.m. c.t. – 2:00 p.m.
 - Class 2: Monday, 2:00 p.m. c.t. – 4:00 p.m.
- Criteria for achieving the certificate:
 - Handing in solutions of **ALL** assignments
 - Participating in a user study
 - Summarizing the given readings
- Points:
 - 55 points (assignments), 35 points (reading)
 - Achieving the certificate: 60 points required



Organizational Issues (contd.)

- Lecturer of all tutorials:
 - Sebastian Boring, sebastian.boring@ifi.lmu.de
+49-89-2180-4684, Room 203
- Things to keep in mind:
 - As the groups are randomly generated:
 - “Non-functioning” groups have to either make it work or (in as last possible option) talk to the lecturer
 - Points for the assignments are group-points, e.g. every member gets the same amount of points
 - Assignments:
 - Submission as *.zip file through *UniWorx*
 - The deadline is **always: Monday, 11:59 a.m.**
 - The reading summary:
 - Hand it in as **one single** PDF document
 - The deadline is: **August 1st, 2008**



3

Group Allocation

Group A (Tutorial 1):

- Frank, Waxenberger, Schmidt, Trần

Group B (Tutorial 1):

- Dimitrova, Goldhofer, Mansfeld, Weikert

Group C (Tutorial 1):

- Ainsworth, Knobel, Landmann, Rümelin

Group D (Tutorial 1):

- Kunz, Moldenhauer, Schwanengel, Strubel

Group E (Tutorial 1):

- Kalmykov, Junker, Kus, Schaele, Wang

Group F (Tutorial 1):

- Baltaci, Forrai, Jürgens, Ragutt



4

Group Allocation (contd.)

Group G (Tutorial 2):

- Palleis, Vlad, Wallner, Zimmermann

Group H (Tutorial 2):

- Blaha, Hoyer, Rademacher, Oezturan

Group I (Tutorial 2):

- Anastasiu, Gottschling, Bafadikanya, Sauernheimer

Group J (Tutorial 2):

- Ballendat, Blockner, Gaißert, Willi

Group K (Tutorial 2):

- Karl, Tevi, Filonik, Wenz

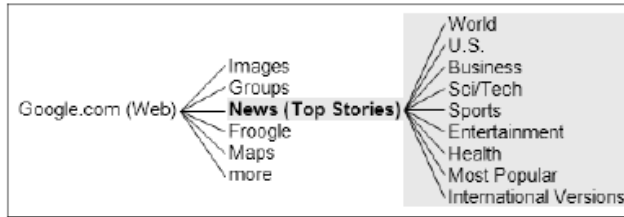
Assignment I – Task I

- Analyze several websites of newspapers
- Each member of the group analyzes a different site
- Please focus on:
 - Structure of the website
 - Navigation
 - Features / Content
 - Usability for “webpage-readers”
 - Test them in a text browser such as *Lynx*

Assignment I – Task I (contd.)

Navigation Diagram

Abstract navigational structure of Google News (<http://news.google.com>):



Google News is a sub-division/sub-domain of Google.com, as are most of the services offered by Google. The start page of Google News lists the current top stories around the web. The stories are divided into eight different categories (World, U.S., Business etc.). International versions of the start page are also available.

Assignment I – Task I (contd.)


Page Layout 1: Start Page (1)

At the top there are links to several other Google services as well as a search form for the news and the web in general (RED). At the left side there is the menu listing the different categories (GREEN). The start page itself lists the overall Top Stories at the top of the content area (YELLOW) and the latest stories from each category below (BLUE). Note that there are several international versions available as well (GRAY). By default, the U.S. Version is displayed.





Assignment I – Task II

- Re-design of the “sueddeutsche.de” webpage
- Please focus on:
 - Usability
 - Restructuring and embedding novel features (“Web 2.0”)
- Minimum requirement:
 - Graphical Mock-Up
- Optimal solution:
 - Interactive prototype written in Flash or (X)HTML/CSS


9

Assignment I – Task II (contd.)




10

Submission of solutions

- Only one submission per group:
 - **Task I:** Monday, May 5th, 2008
 - **Task II:** Monday, May 19th, 2008

- Next tutorials:
 - Monday, May 5th, 2008:
 - Presentation of the results (Task I)
 - Monday, May 19th, 2008:
 - Presentation of the results (Task II)