

Praktikum Entwicklung von Mediensystemen (Android)

Wintersemester 2014/15

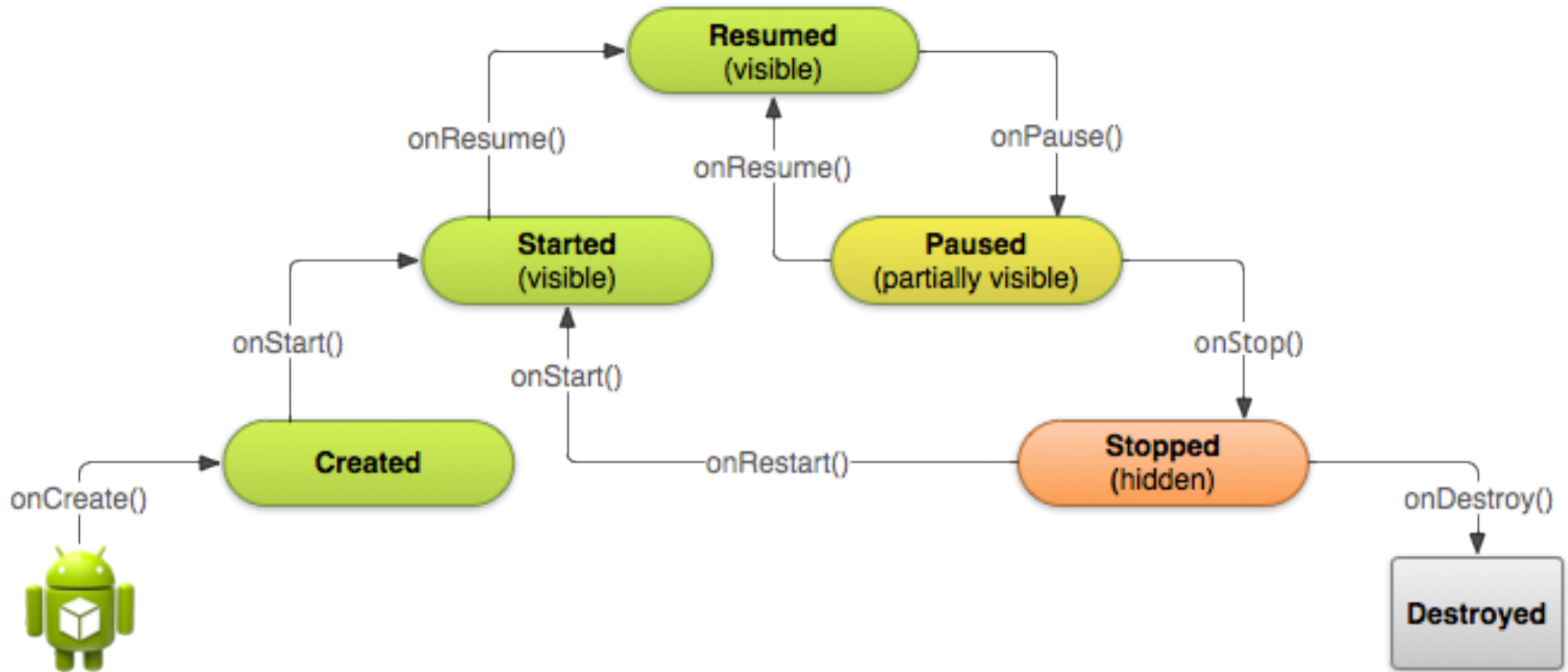
Daniel Buschek, Dr. Alexander De Luca, Raphael
Kösters

Today

- Assignment 01
- Hands-On
 - Multiple Activities
 - Using external Libraries
 - Creating a custom ListView
- Assignment 02

HANDS-ON

Activity



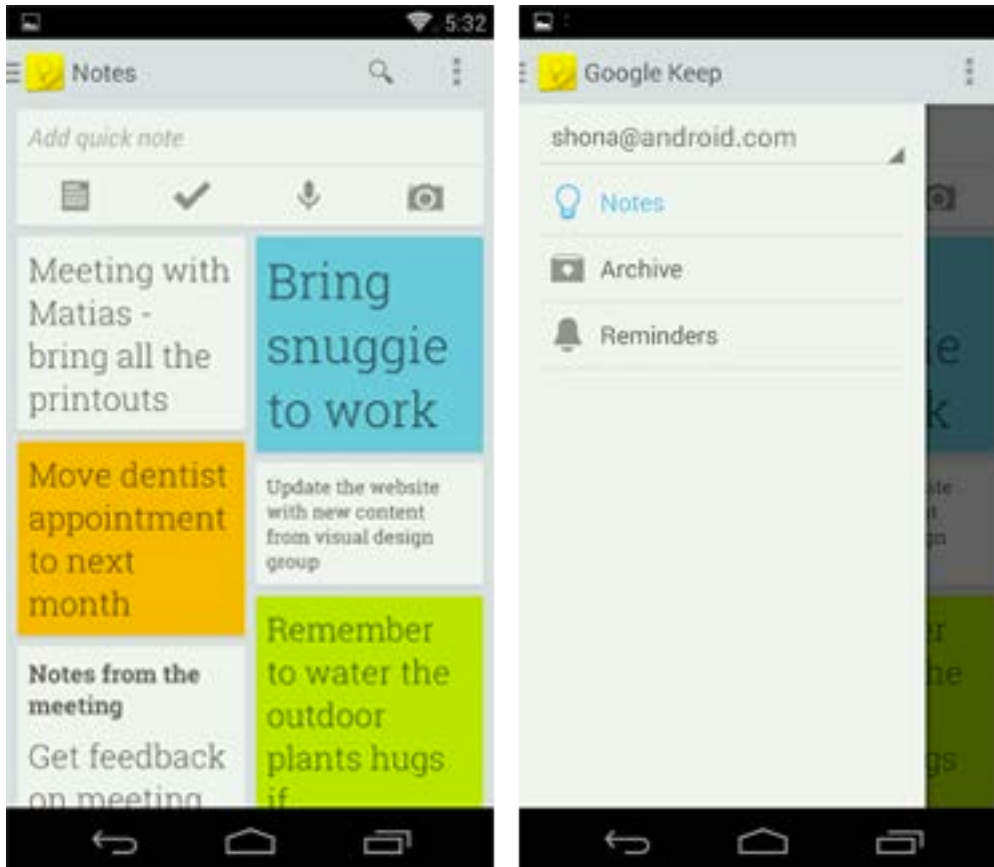
<http://developer.android.com/training/basics/activity-lifecycle/starting.html>

Intent & IntentFilter

- Intent is used to indicate desire to perform action
 - Make a call
 - Start an Activity
- IntentFilter automatically registers for Intents that can be handled
 - React to Urls
 - Default startup activity



Design Pattern



ActionBar

Command and control center

NavigationDrawer


Navigation options, overlaying the content area

Content Area

App content

<http://developer.android.com/design/get-started/ui-overview.html#app>

ActionBar



App Icon

Customize to make it your own

Action Buttons

The most important actions at your fingertip

View Control

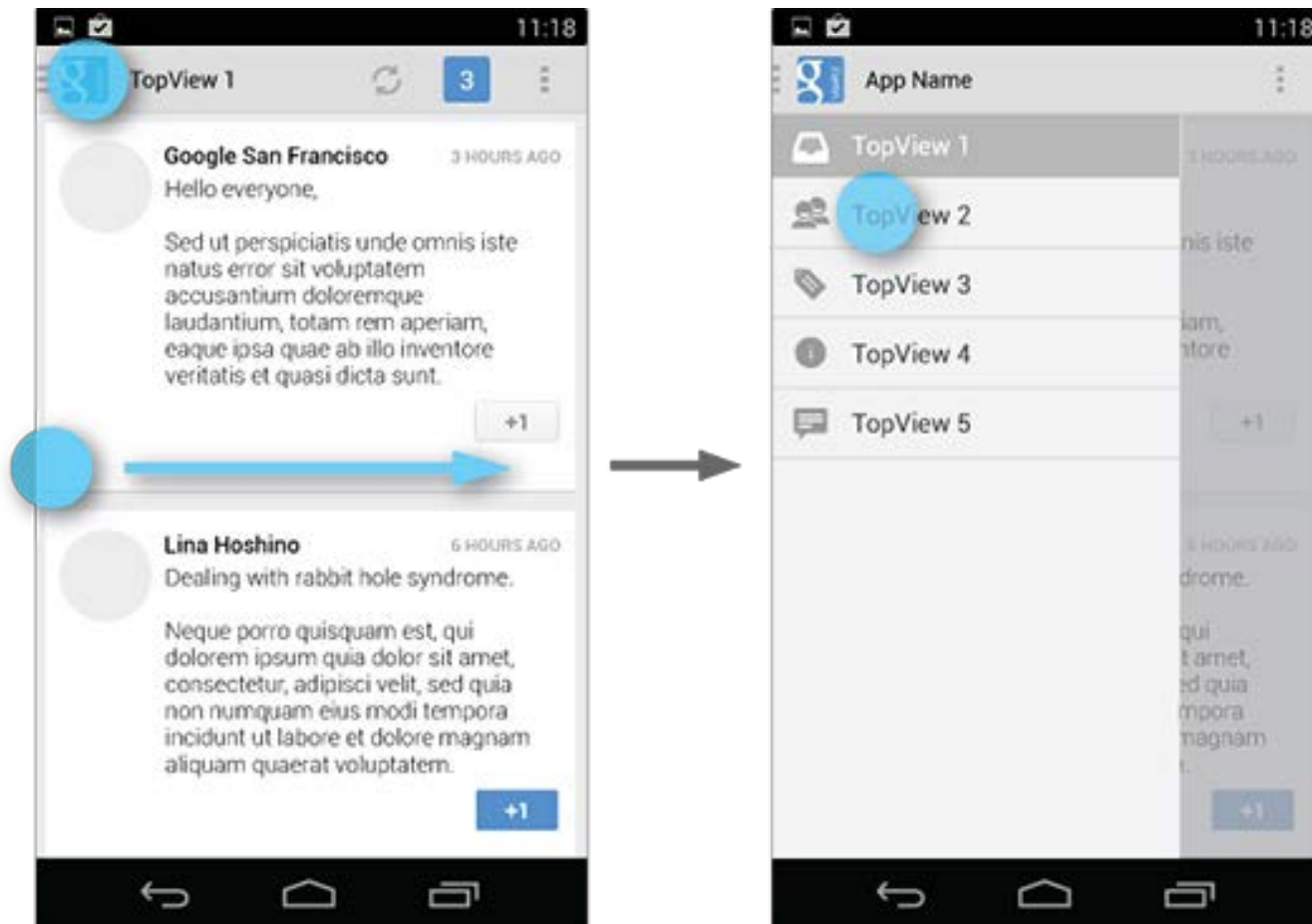
Toggle between different data views

Action Overflow

Infrequently used items are grouped and hidden

<http://developer.android.com/design/patterns/actionbar.html>

NavigationDrawer



<http://developer.android.com/design/patterns/navigation-drawer.html>

Assignment 02

- Individual assignment
- Due in 2 weeks (30.10.2014) at 14:00
- Submission via Uniworx

Next Lecture

- Next lecture in 2 weeks (30.10.2014), 16.00h

Resources

- Android Developers
 - <http://developer.android.com/design>
 - <http://developer.android.com/training>
 - <http://developer.android.com/guide>
- Google IO Session Recordings
 - <https://developers.google.com/events/io/2012>
 - <https://developers.google.com/events/io/2013>
- Google IO Schedule App
 - <https://code.google.com/p/iosched>